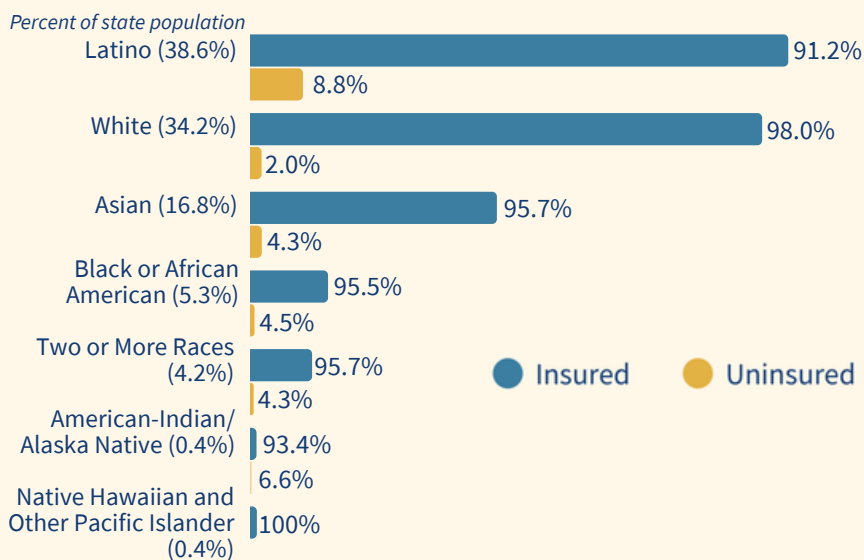


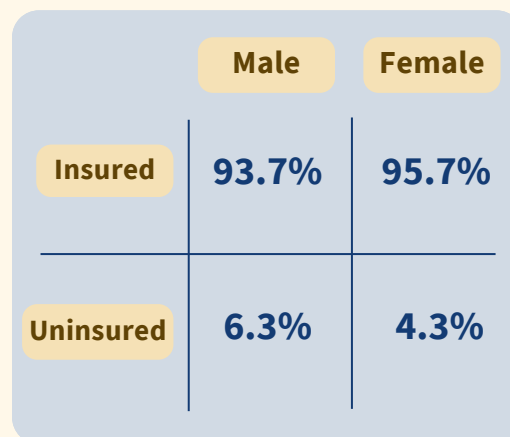
# Health Insurance Coverage by Demographic in California

In 2024<sup>1</sup>, approximately **38 million Californians** were surveyed on health insurance coverage. Of these, roughly **36.1 million (94.7%) reported being insured**, while approximately **2 million (5.3%) were uninsured**.<sup>2</sup> The figures below present insurance coverage rates across multiple demographics.

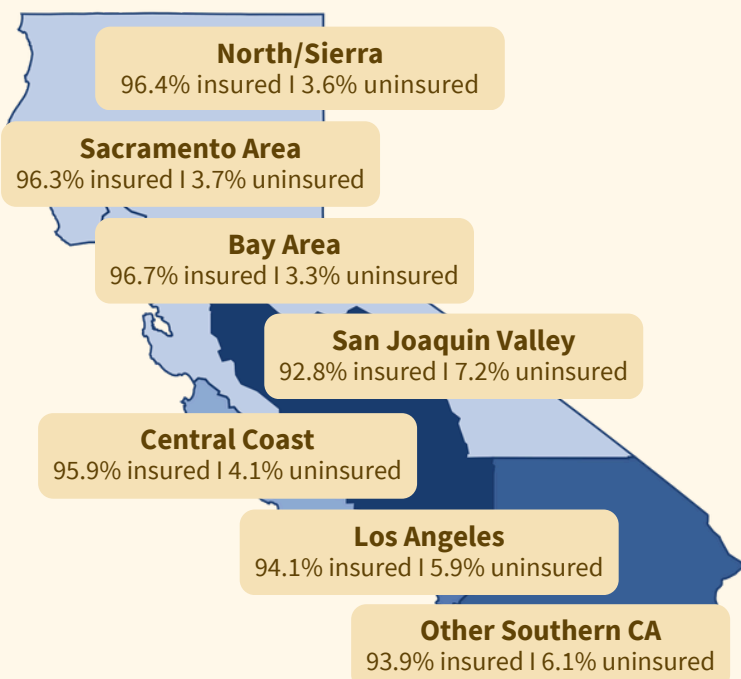
## RACE/ETHNICITY



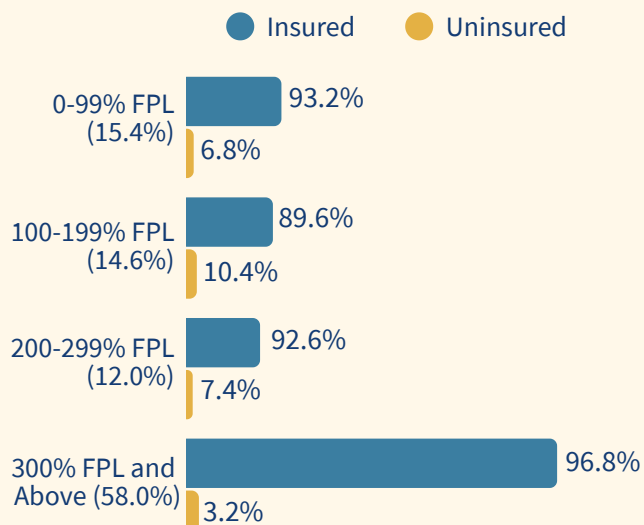
## GENDER<sup>3</sup>



## REGION



## POVERTY LEVEL



FPL = Federal Poverty Level. In 2024, the FPL for a single-person household was \$15,060 annually, increasing by \$5,380 for each additional household member. Income at or below 138% FPL (about \$20,783 for a single person) is the eligibility cutoff for Medi-Cal for most adults.

To learn more about health insurance coverage in California, see CHBRP's [Health Insurance in California 101](#).

1. Reflects most recently available data. Estimated uninsured rates in 2026 are similar to 2024.

2. Data within fact sheet is from the UCLA Center for Health Policy Research. (2024). [AskCHIS: California Health Interview Survey](#). [Data dashboard]. Data are self-reported.

3. In 2024, CHIS used the term "Gender" to mean sex assigned at birth. Respondents were given two options to respond.